



Student Perceptions of Learning Survey Course Report US23-ISS-328-731-LEC (Alexander STUBBLEFIELD) The Social Science of Sports (I)

Project Title: **US23 Student Perceptions of Learning Survey**

Courses Audience: **26**

Responses Received: **7**

Response Ratio: **26.92%**

Report Comments

Transition from SIRS to SPLS

Implementation of the Student Perceptions of Learning Survey (SPLS) began with courses ending June 16, 2023 and later. SIRS was administered in courses ending prior to June 16. More information about the transition from SIRS to SPLS and a complete copy of the recently revised university policy is available at spls.msu.edu.

Institution-Level Questions

Responses to seven institution-level questions are presented in this report, which are gathered from all students in all courses every term. Responses to some or all of the first six questions can be used in conjunction with other instructional review data to support course improvement and to inform annual reviews and personnel decisions such as retention, promotion, salary, and tenure. Other forms of instructional review can include classroom visits, peer review, teaching portfolios, reflections, and course material. Importantly, responses to the institution-level questions represent students' perceptions of their experiences in a course, not "evaluations of teaching" or measures of student learning.

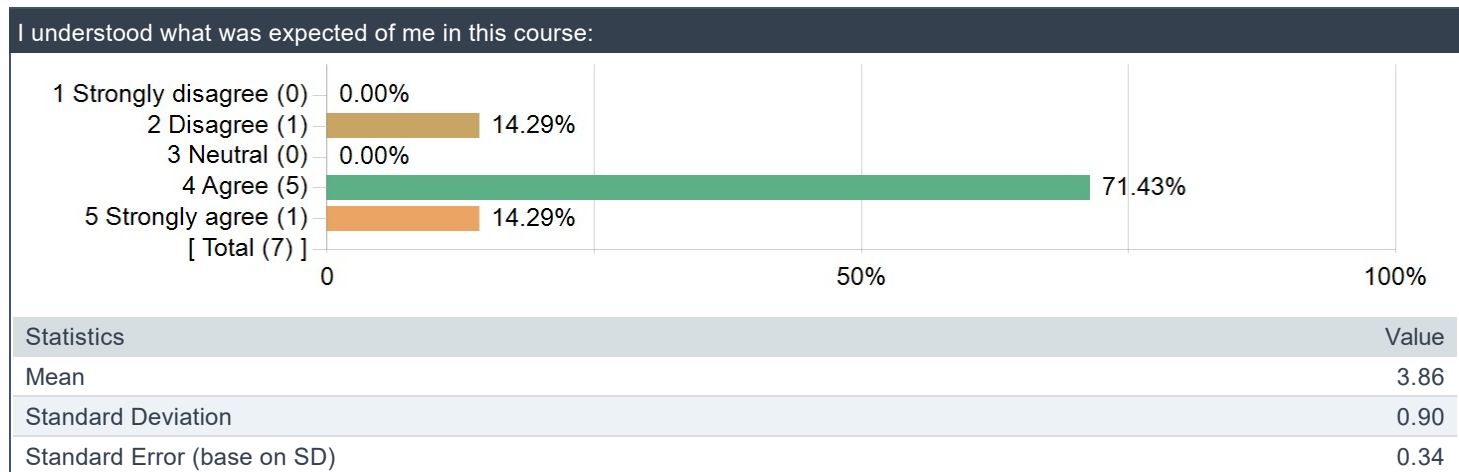
Responses to four questions will be made available to students to guide decision-making related to course selection: Expectations, Organization, Atmosphere, Workload. SPLS responses from multiple terms will be compiled before information is made available to students.

College and/or Department or School Questions

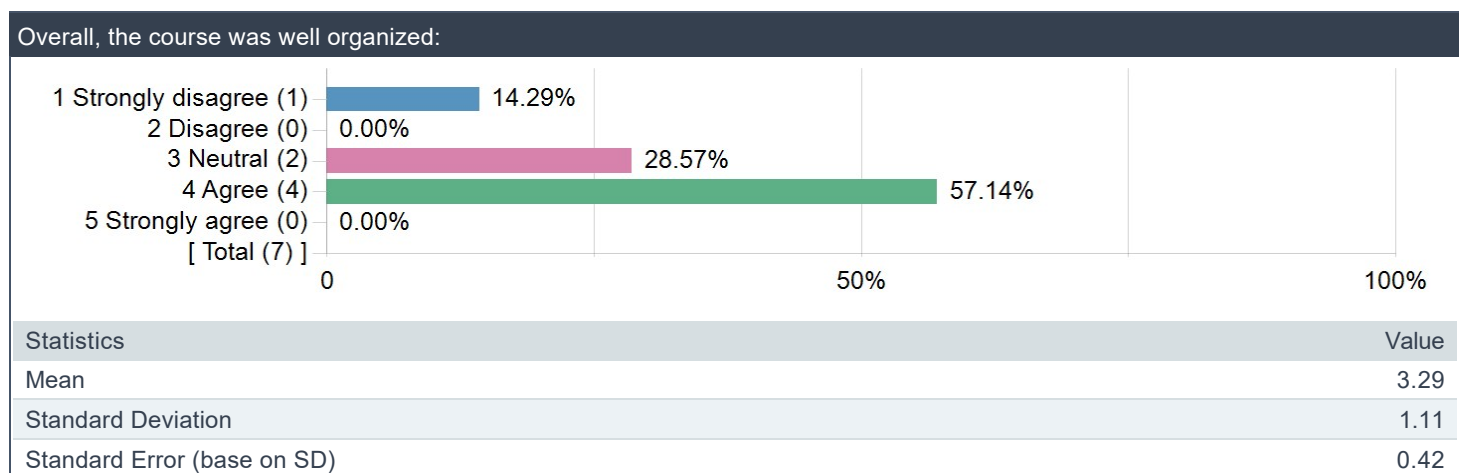
Responses to college and/or department or school questions are presented after the respondent demographics. Not all colleges and departments or schools have opted to include questions in the SPLS; some may administer an equivalent survey by other means (e.g., Qualtrics, FileMaker). Questions or concerns about college and/or department or school survey questions should be directed to the school, department, or college.

Creation Date: **Thursday, September 7, 2023**

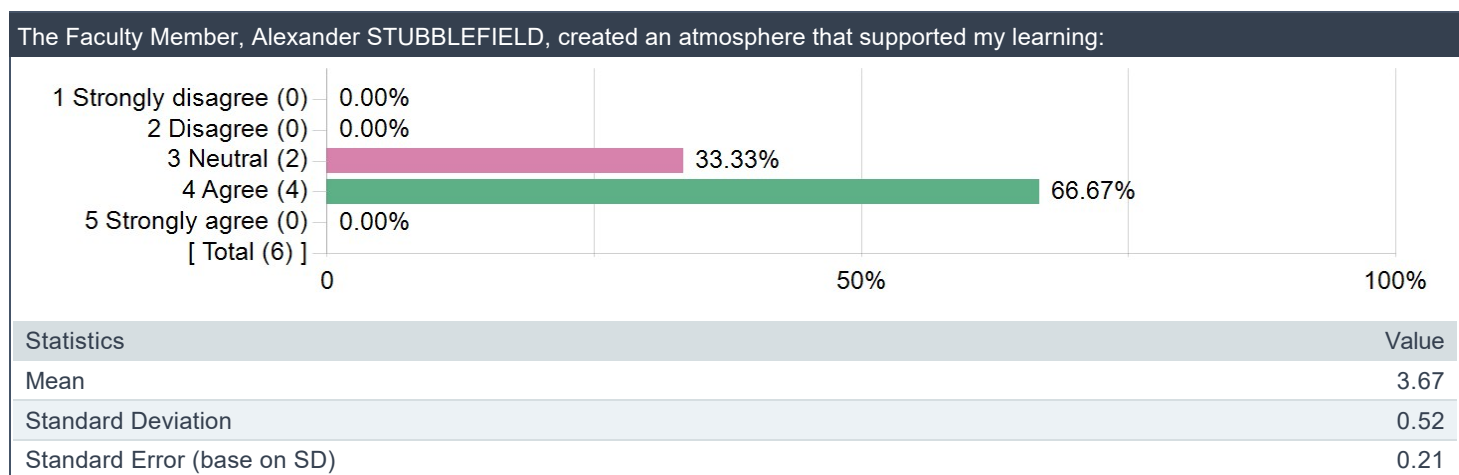
Expectations



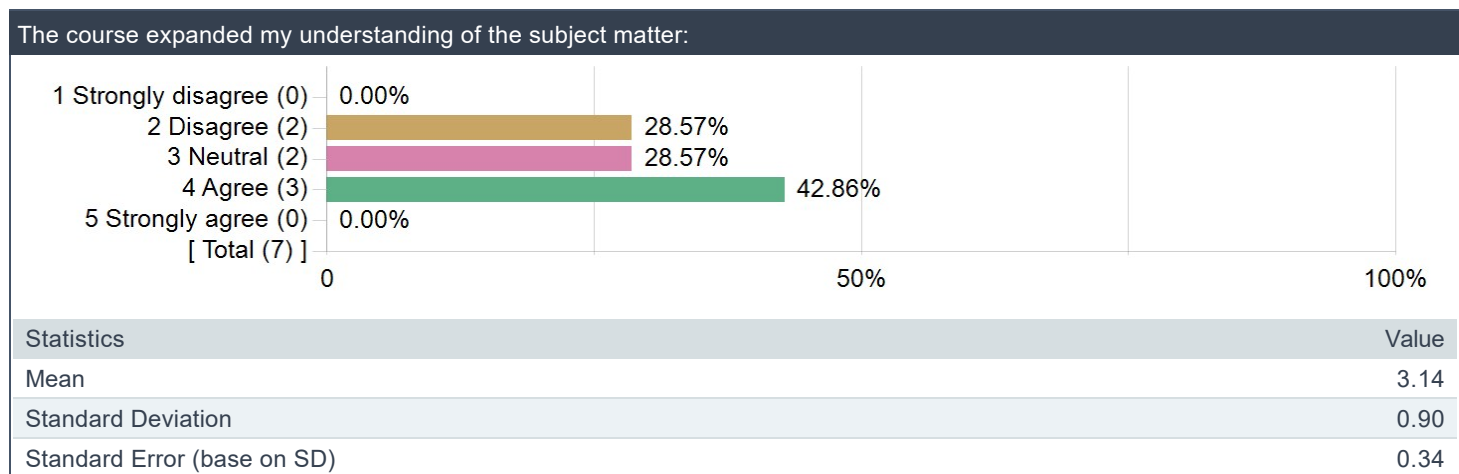
Organization



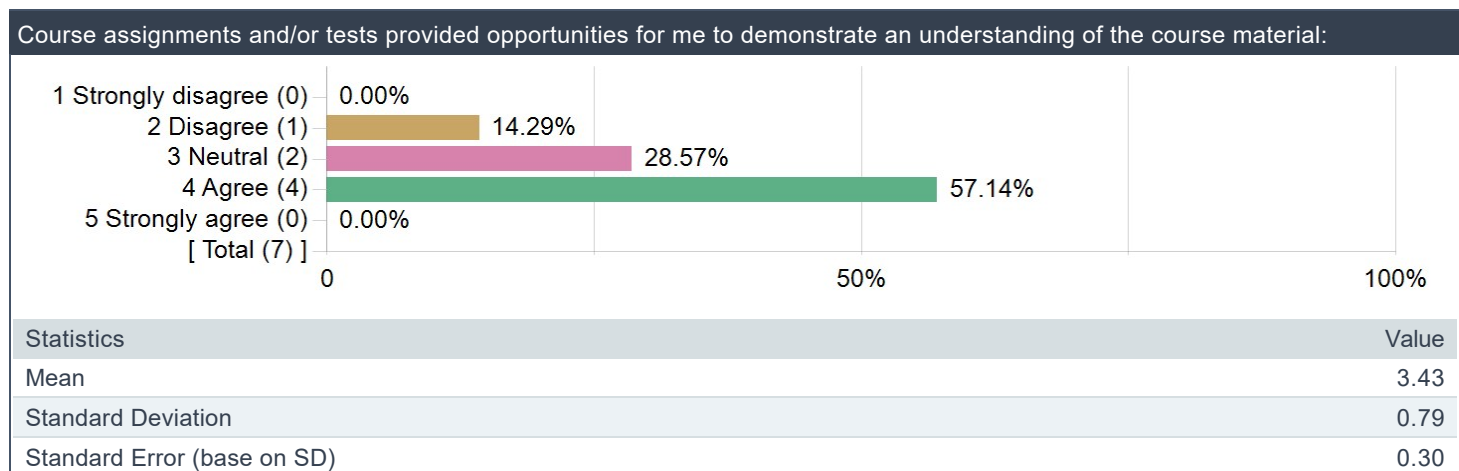
Atmosphere



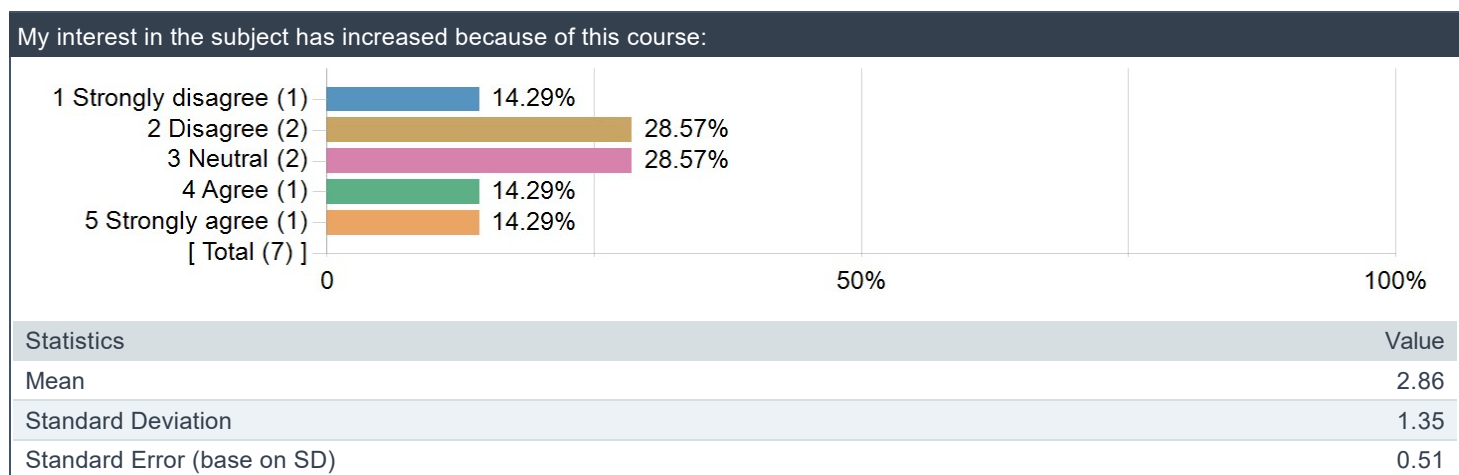
Expanded understanding



Demonstrate understanding

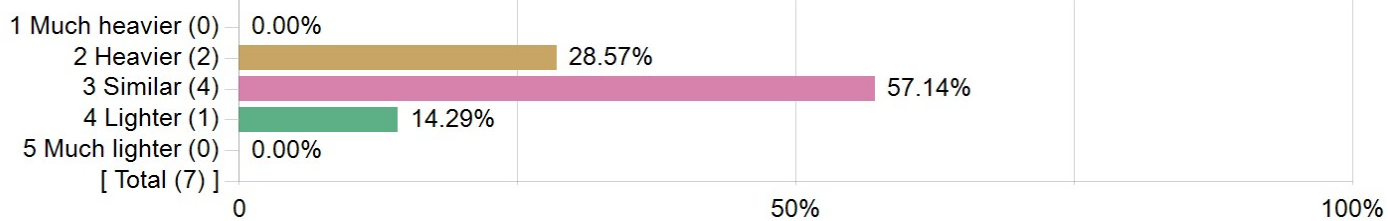


Interest increased



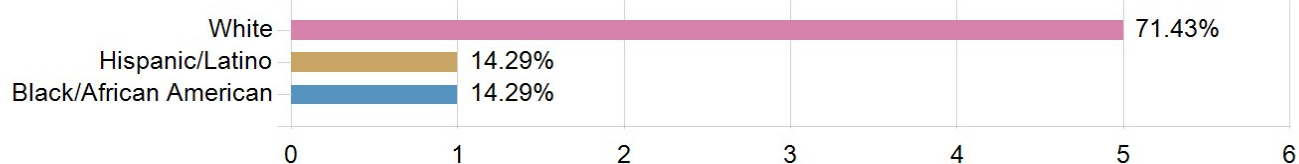
Workload

Compared to other courses of equal credit, the workload for this course was:



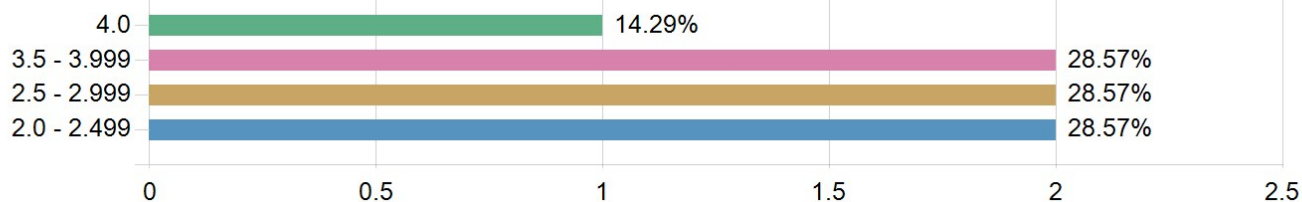
Statistics	Value
Mean	2.86
Standard Deviation	0.69
Standard Error (base on SD)	0.26

Race/Ethnicity



EB_RACEETHNICITY	Count	Percentage
Black/African American	1	14.29%
Hispanic/Latino	1	14.29%
White	5	71.43%

GPA Range



EB_GPA_RANGE	Count	Percentage
2.0 - 2.499	2	28.57%
2.5 - 2.999	2	28.57%
3.5 - 3.999	2	28.57%
4.0	1	14.29%

Major/Major Preference

EB_MAJOR	Count	Percentage
BUSPR_NOHN / BUS PREF	1	14.29%
FOODIM_BS1 / FOOD I MGT	1	14.29%
INTSOC_BA1 / INT SOC SC	1	14.29%
KINESI_BS1 / KINESIOL	2	28.57%
MEDIAI_BA1 / MEDIA INFO	1	14.29%
PSYCH_BS1 / PSYCH_BS1	1	14.29%